

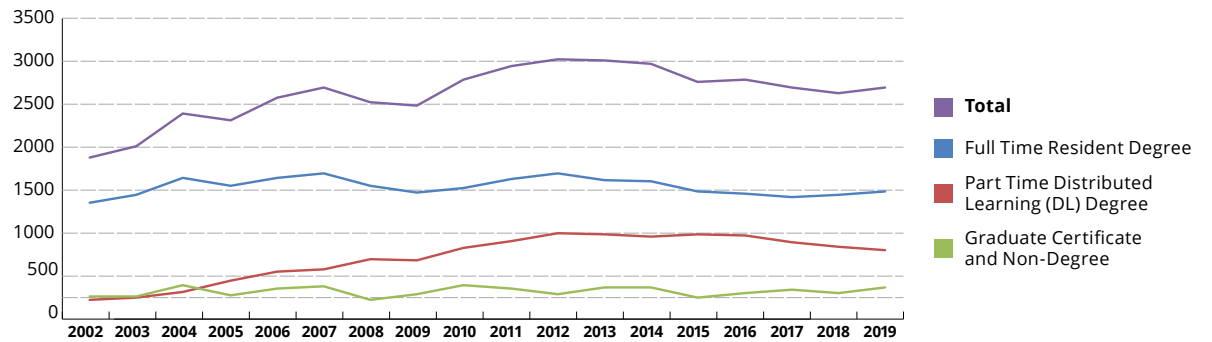
STUDENTS & PROGRAMS



NPS STUDENTS AND PROGRAMS

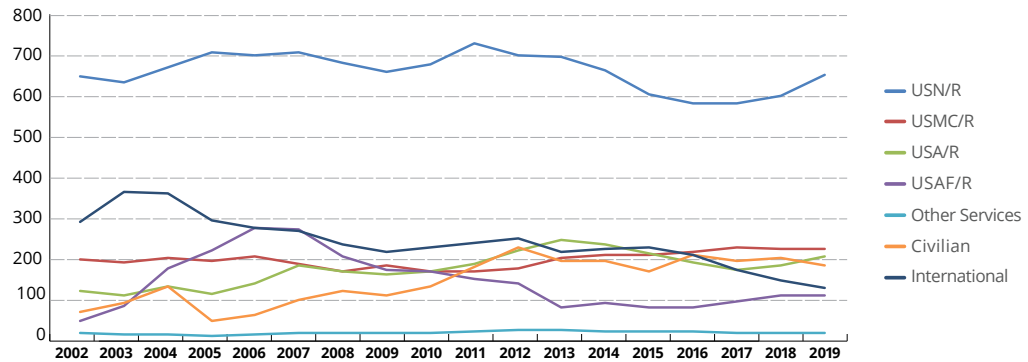
GRADUATE PROGRAM STUDENTS

By Type of Enrollment



	2002	2003	2004	2005	2006	2007	2008	2009	2010	2011	2012	2013	2014	2015	2016	2017	2018	2019
Full Time Resident Degree	1,366	1,464	1,660	1,563	1,649	1,707	1,565	1,487	1,536	1,647	1,712	1,633	1,616	1,494	1,479	1,432	1,459	1,497
Part Time Distributed Learning (DL) Degree	238	264	336	467	566	599	718	705	839	920	1,013	1,000	977	997	989	909	853	820
Graduate Certificate and Non-Degree	287	289	410	293	368	398	249	304	414	377	307	385	385	276	326	356	327	387
Total	1,891	2,017	2,405	2,324	2,584	2,704	2,531	2,496	2,789	2,944	3,031	3,018	2,979	2,767	2,794	2,697	2,639	2,704

Resident Students by Service

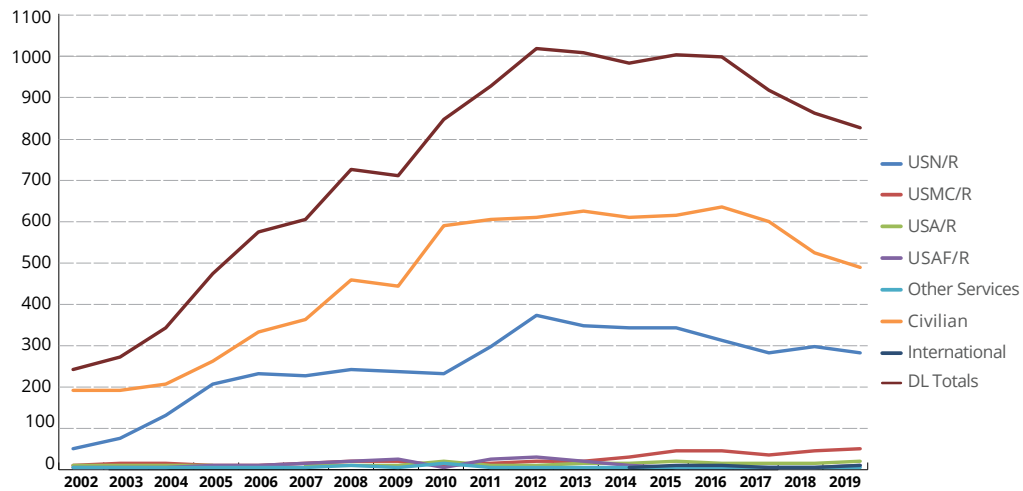


	2002	2003	2004	2005	2006	2007	2008	2009	2010	2011	2012	2013	2014	2015	2016	2017	2018	2019
USN/R	648	636	671	709	702	708	685	660	681	731	700	698	666	606	581	582	600	655
USMC/R	195	186	198	192	201	183	163	178	164	165	173	199	207	205	213	223	222	221
USA/R	115	106	126	110	134	179	163	157	165	182	216	242	231	207	187	169	179	201
USAF/R	43	80	172	217	274	269	201	167	166	145	133	74	86	74	73	88	105	106
Other Services	13	9	7	5	9	11	10	10	10	15	19	19	15	14	14	11	10	10
Civilian	63	86	126	41	56	92	114	103	127	174	223	192	191	166	204	192	199	181
Int'l	289	361	360	290	274	266	230	213	224	235	248	211	222	222	207	167	144	123
Total	1,366	1,464	1,660	1,563	1,649	1,707	1,565	1,487	1,536	1,647	1,712	1,633	1,616	1,494	1,479	1,432	1,459	1,497

Numbers may not sum to total due to rounding.

DISTANCE LEARNING DEGREE STUDENTS

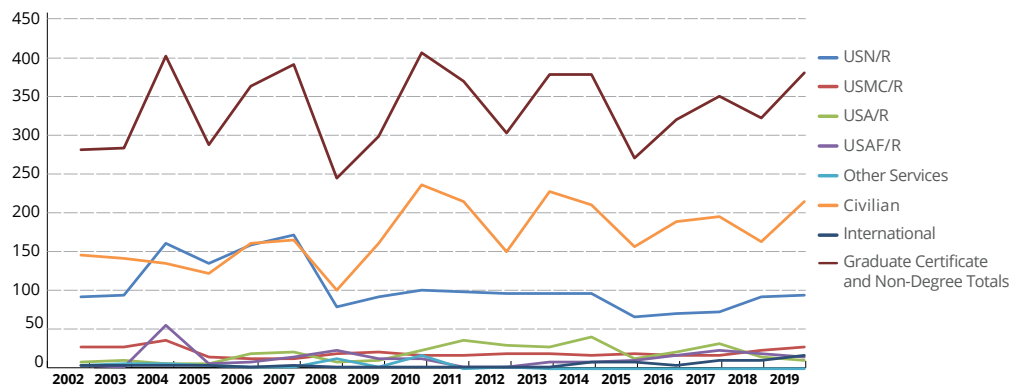
By Service



	2002	2003	2004	2005	2006	2007	2008	2009	2010	2011	2012	2013	2014	2015	2016	2017	2018	2019
USN/R	44	68	124	199	226	220	234	232	226	291	366	343	335	335	306	277	291	277
USMC/R	3	7	7	6	7	11	12	13	4	9	16	17	26	39	39	31	37	43
USA/R	4	5	3	2	0	2	4	3	17	4	5	7	8	12	11	8	8	13
USAF/R	0	0	0	3	5	10	15	18	0	20	22	14	6	1	1	1	0	2
Other Services	0	1	0	0	1	1	2	1	11	0	0	0	0	0	0	0	0	0
Civilian	186	184	202	257	328	355	451	438	582	597	605	620	601	608	630	592	517	484
International	0	0	0	0	0	0	0	0	0	0	0	0	1	2	2	0	1	2
Total	238	264	336	467	566	599	718	705	839	920	1,013	1,000	977	997	989	909	853	820

AVERAGE ON BOARD STUDENT POPULATION

Graduate Certificate and Non-Degree Students by Service

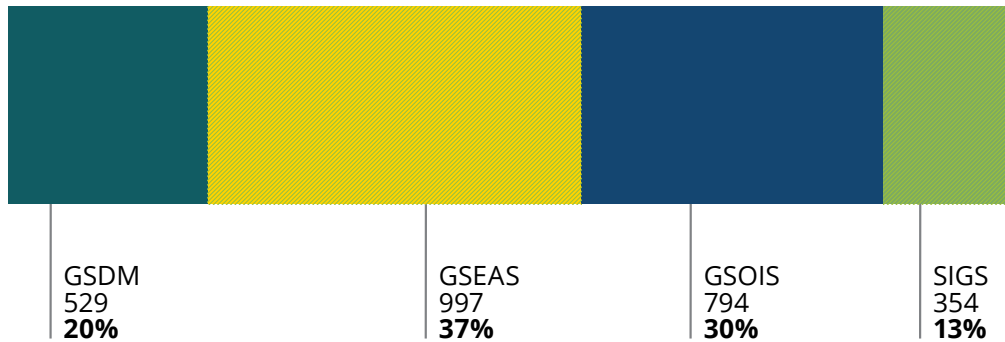


	2002	2003	2004	2005	2006	2007	2008	2009	2010	2011	2012	2013	2014	2015	2016	2017	2018	2019
USN/R	93	96	163	137	161	175	80	93	103	100	99	97	98	68	72	74	94	96
USMC/R	27	28	37	14	12	13	20	22	17	18	20	20	17	20	18	17	24	28
USA/R	9	11	7	6	20	22	8	11	24	36	31	27	40	12	22	32	15	11
USAF/R	3	1	58	6	9	16	24	13	13	2	1	8	9	10	17	24	19	15
Other Services	3	6	5	3	3	1	13	2	17	1	1	0	0	0	0	0	0	1
Civilian	148	144	137	124	164	167	103	163	241	219	153	231	214	158	192	199	166	219
International	4	4	5	4	1	5	1	1	1	2	2	2	7	8	5	10	11	18
Graduate Certificate and Non-Degree Totals	287	289	410	293	368	398	249	304	414	377	307	385	385	276	326	356	327	387

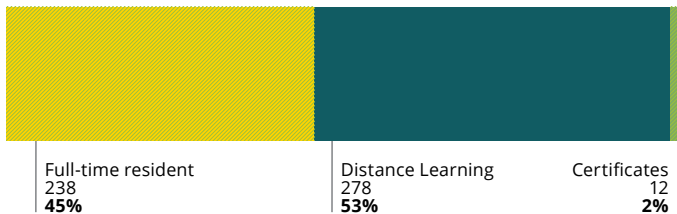
GRADUATE PROGRAM STUDENTS

By School – Average on Board 2019 *(excludes continuing education)*

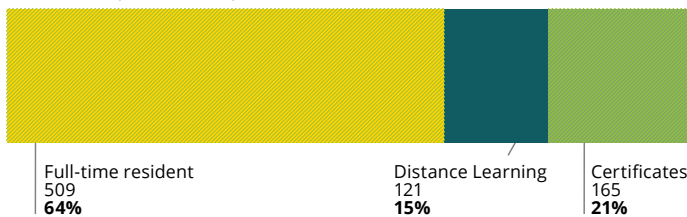
NPS (total 2673)



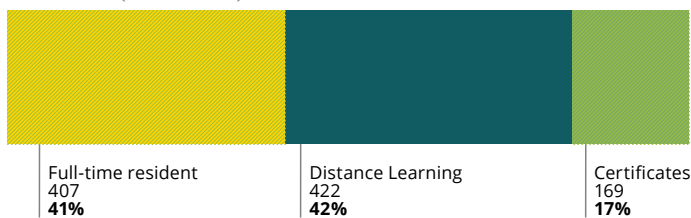
GSDM (total 528)



GSOIS (total 795)



GSEAS (total 998)



SIGS (total 354)

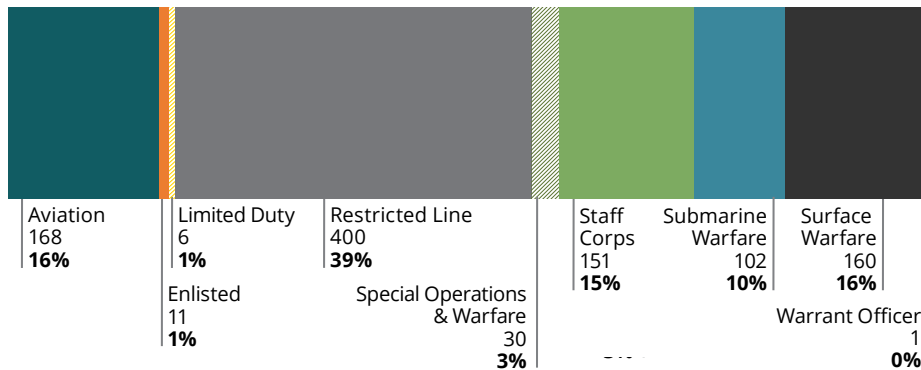


Numbers may not sum to total due to rounding.

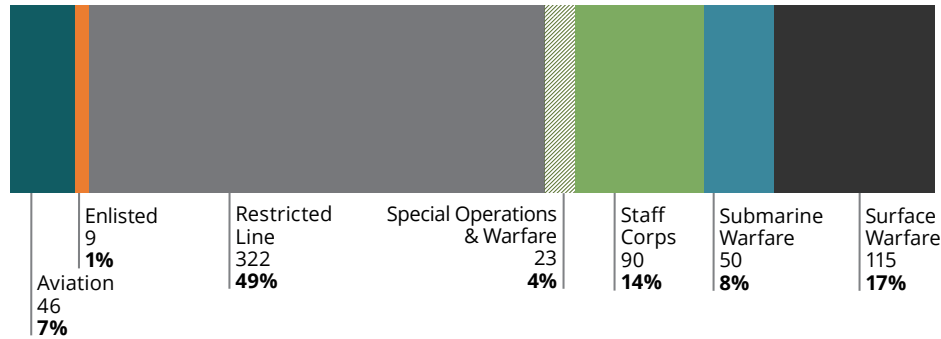
GRADUATE PROGRAM STUDENTS

By USN/R Community – Average on Board 2019

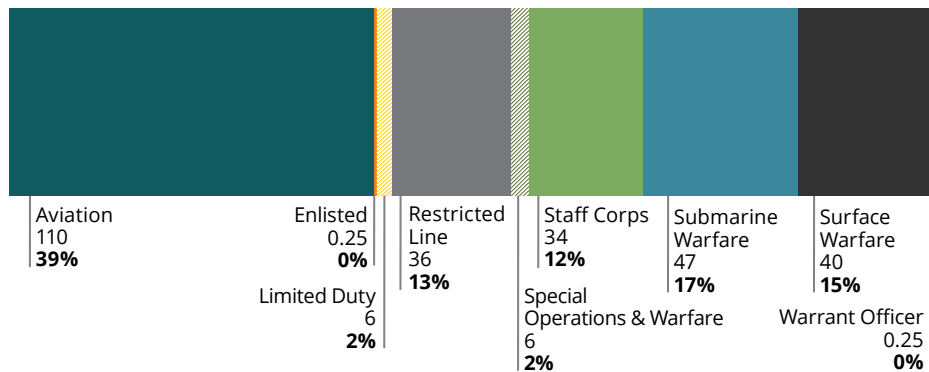
TOTAL USN/R Communities (total 1028).....



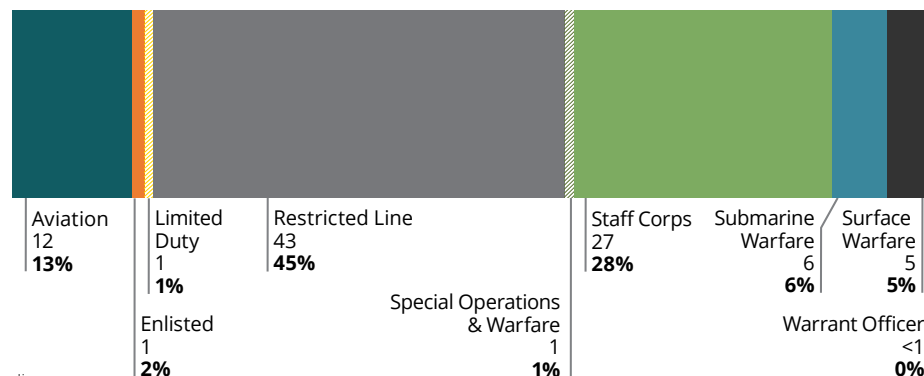
Full-time Resident (total 655).....



Distance Learning (total 277)



Certificates (total 96)

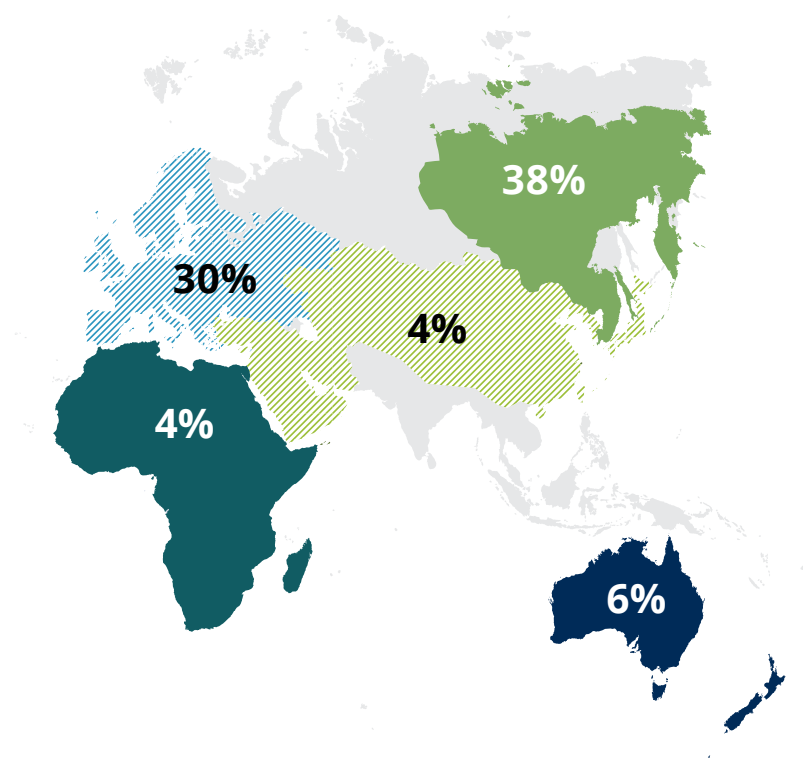
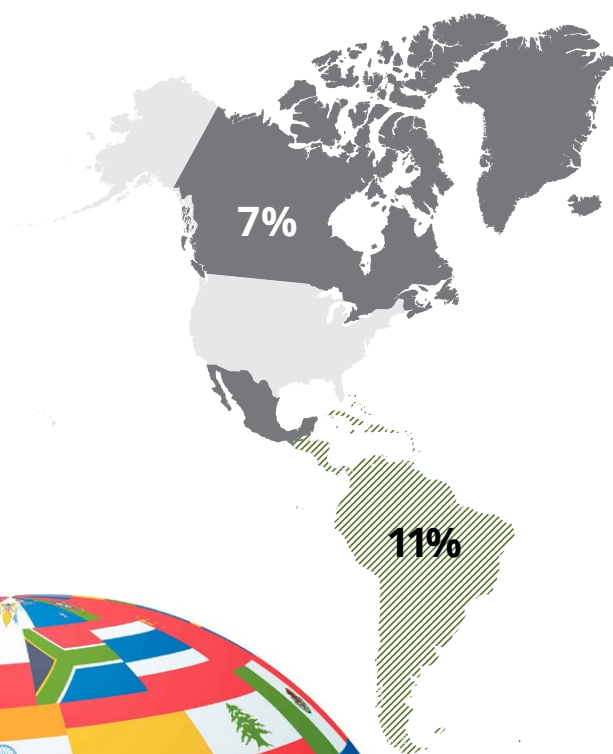


Numbers may not sum to total due to rounding.

INTERNATIONAL RESIDENT DEGREE STUDENTS

By Region – Average on Board 2019

Australia and New Zealand		Africa		Europe		Far/Near East	
Australia	7	Cameroon	0	Albania	1	Indonesia	4
Total	7	Mali	2	Bulgaria	1	Japan	1
North America		Mauritius	1	Denmark	1	Korea	11
Canada	4	Nigeria	0	Finland	1	Mongolia	2
Mexico	5	Uganda	2	Georgia	2	Nepal	1
Total	9	Total	5	Germany	11	Philippines	3
Central/East Asia and Middle East		Caribbean, Central and South America		Greece	9	Singapore	17
Bahrain	1	Brazil	8	Netherlands	2	Sri Lanka	2
Iraq	1	Chile	0	Norway	2	Taiwan	6
Israel	1	Colombia	2	Poland	1	Thailand	1
Jordan	1	Guyana	1	Portugal	1	Total	47
Pakistan	2	Peru	2	Romania	1		
Saudi Arabia	1	Total	14	Slovakia	1		
Total	6			Sweden	2		
				Switzerland	2		
				Turkey	1		
				Ukraine	1		
				Total	37		



Degree Students	
Africa	5
Australia & New Zealand	7
Caribbean, Central & South America	14
Central/East Asian & Middle East	6
Europe	37
Far/Near East	47
North America	9
Total	123

Military officers from more than 110 allied nations have studied at the university, often bringing their families with them. The cultural exchange builds lifelong relationships between NPS' U.S. students and their international colleagues.

Numbers may not sum to total due to rounding.

GRADUATE DEGREE ENROLLMENT

All degrees by Curricula – Average on Board 2019

Resident Programs	Curriculum Number	USN	USMC	Intl Military & Civilian	U.S. Civilian	Other Services	Grand Total
GSDM							
Acquisitions & Contract Management	815	21	12	2	0	30	65
Defense Business Management	809	0	0	0	1	0	1
Defense Systems Analysis	817	0	12	1	0	1	14
Defense Systems Management (International)	818	0	0	2	0	0	2
Financial Management	837	47	9	1	0	0	57
Financial Management (Energy Specialty)	838	0	0	0	0	0	0
Information Systems Management MBA	870	4	0	1	0	2	7
Manpower Systems Analysis	847	27	14	4	0	1	46
Materiel Logistics Support Management	827	10	9	1	0	1	20
Resource Planning/Mgmt for Int'l Defense	820	0	0	1	0	0	1
Supply Chain Management	819	13	0	1	0	1	15
Systems Acquisition Management	816	3	0	0	0	7	9
Transportation Management	814	0	0	0	0	1	1
GSDM Total		124	55	14	1	44	238
GSEAS							
Aerospace Engineering	609	6	0	0	0	1	7
Applied Mathematics	380	1	0	0	0	9	9
Applied Mathematics (PhD)	381	0	0	0	1	1	2
Combat Systems Science & Engineering	533	34	4	10	0	2	49
Electrical Systems Engineering – Energy Focus	593	0	0	0	0	1	1
Electronic Systems Engineering	590	46	15	11	1	1	73
Electronic Systems Engineering (PhD)	594	7	0	1	0	0	8
Engineering Acoustics (PhD)	536	0	0	2	0	0	2
Meteorology	372	0	0	0	0	2	2
Meteorology (PhD)	387	2	0	0	0	1	3
Meteorology and Oceanography (METOC)	373	35	0	2	0	0	37
Naval/Mechanical Engineering	570	38	0	1	1	0	39
Naval/Mechanical Engineering – Energy Focus	563	5	0	0	0	0	5
Naval/Mechanical Engineering (PhD)	573	1	0	0	2	0	3
Oceanography	440	0	0	4	0	0	4
Oceanography (PhD)	443	3	0	0	0	0	3
Applied Physics (PhD)	537	2	0	0	2	0	4
Space Systems Engineering	591	20	0	0	0	0	20
Space Systems Engineering (PhD)	597	0	0	0	2	0	2
Space Systems Operations	366	16	10	0	0	2	28
Space Systems Operations (Intl)	364	0	0	0	0	0	0

Numbers may not sum to total due to rounding.

GRADUATE DEGREE ENROLLMENT

All degrees by Curricula *continued*

Systems Engineering	580	18	0	5	0	2	25
Systems Engineering (PhD)	581	0	0	0	3	0	4
Systems Engineering (PhD) (Hybrid)	582	0	0	0	0	0	0
Systems Engineering Analysis	308	14	0	1	0	0	14
Systems Engineering Management-System Acquisition	522	0	0	0	0	43	43
Undersea Warfare	525	25	0	0	0	0	25
Undersea Warfare (International)	526	0	0	5	0	0	5
GSEAS Total		271	28	39	12	65	414
GSOIS							
Applied Cyber Operations	336	6	0	0	0	0	6
Computer Science	368	29	21	7	16	1	74
Computer Science (PhD)	384	0	0	0	2	0	2
Cyber Systems and Operations	326	37	0	0	0	3	40
Human Systems Integration	362	0	0	1	0	1	2
Information Sciences (PhD)	474	1	1	0	11	2	14
Information Sciences (PhD) (Hybrid)	473	0	0	0	5	0	5
Information Strategy and Political Warfare	698	0	0	2	0	24	26
Information Systems & Technology	370	0	24	2	0	1	27
Information Warfare	595	0	19	0	0	0	19
Joint Cmd, Cntrl, Comm, Comp/Intel (C4I) Sys	365	0	4	1	0	1	6
Modeling, Virtual Environments & Simulation	399	1	10	5	0	2	18
Modeling, Virtual Environments & Simulation (PhD)	398	1	0	0	0	1	2
Network Operations and Technology	386	28	0	0	0	1	29
Operations Analysis	360	42	28	9	1	18	97
Operations Analysis (PhD)	382	0	2	0	0	0	2
Operations Research Logistics Analysis	361	15	0	0	0	0	15
Special Operations	699	19	1	19	1	80	119
GSOIS Total		178	111	45	34	134	502
SIGS							
Civil-Military Relations	685	0	0	3	0	0	3
Combating Terrorism: Policy and Strategy	693	0	0	11	0	0	11
Europe and Eurasia	684	13	9	4	1	10	37
Far East, Southeast Asia, Pacific	682	24	10	1	1	13	48
Homeland Defense and Security	692	0	1	0	130	6	137
Homeland Security and Defense	691	11	0	1	0	3	15
Middle East, South Asia, Sub-Saharan Africa	681	14	6	0	0	22	42
Security Studies (PhD)	694	2	0	0	2	2	6
Strategic Studies	688	5	0	6	0	4	15
Western Hemisphere	683	14	3	0	0	14	31
SIGS Total		82	28	26	134	74	343
RESIDENT TOTAL		655	221	123	181	317	1497

Numbers may not sum to total due to rounding.

GRADUATE DEGREE ENROLLMENT *continued*

Distance Learning Programs	Curriculum Number	USN	USMC	Intl Military & Civilian	U.S. Civilian	Other Services	Grand Total
GSDM							
Contract Management (DL)	835	2	1	0	36	5	44
Executive Master of Business Administration (DL)	805	121	17	0	0	0	138
Executive Master of Business Administration (DL-Civ)	807	0	0	0	65	0	65
Program Management (DL)	836	1	4	0	27	0	32
GSDM Total		124	22	0	127	5	278
GSEAS							
Aerospace Engineering (DL)	608	0	0	0	1	1	2
Aviation Systems Engineering (DL)	312	18	4	0	5	6	32
Electronic Systems Engineering (DL)	592	0	0	0	60	2	63
Mechanical Engrg for Nuclear Trained Officers (DL)	572	39	0	0	1	0	39
Naval Test Pilot/Mechanical & Aerospace Engineering Program (DL)	613	6	2	0	0	0	7
Reactors - Mechanical/Electrical Engineering (DL)	571	17	0	0	0	0	17
Systems Engineering (DL)	311	15	5	0	171	0	191
Systems Engineering (PhD)	581	0	0	0	5	0	5
Systems Engineering (PhD) (Hybrid)	582	0	0	0	6	0	6
Systems Engineering Management - Systems and Program Management (DL)	722	0	0	0	24	0	24
Systems Engineering Management-PD21 (DL)	721	4	0	0	27	1	31
Underwater Acoustic Systems (DL)	535	1	0	0	6	0	6
GSEAS Total		98	10	0	304	10	422
GSOIS							
Cost Estimating and Analysis (DL)	379	1	1	1	35	0	37
Human Systems Integration (DL)	359	19	4	1	7	0	31
Information Sciences (PhD) (Hybrid)	473	0	0	0	7	0	7
Systems Analysis (DL)	363	36	6	0	5	0	46
GSOIS Total		56	11	2	52	0	121
DL Total		277	43	2	484	15	820



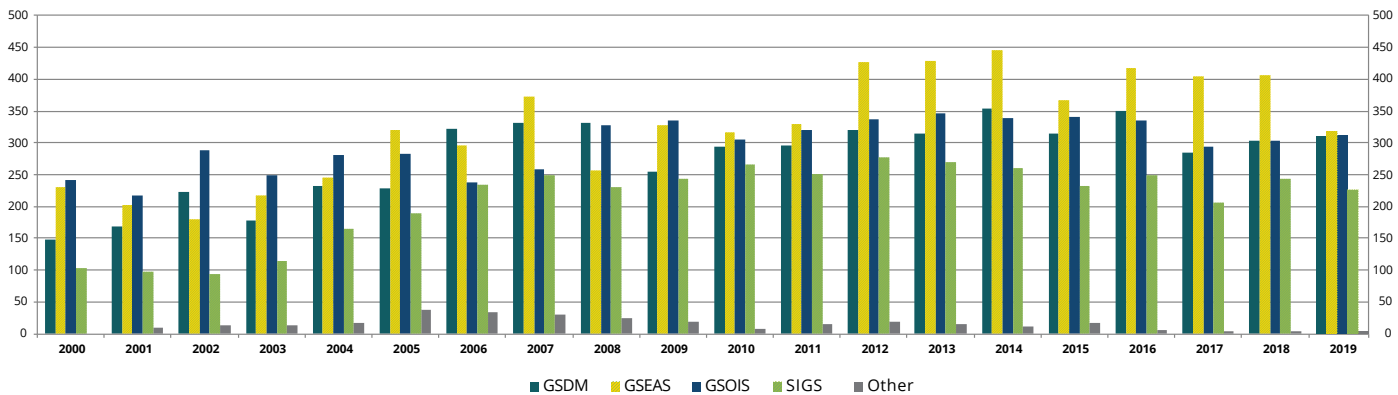
GRADUATE DEGREES CONFERRED ACADEMIC YEAR 2019

Graduate School of Defense Management	308
EMBA Executive Master of Business Administration	95
MBA Master of Business Administration	132
MS Contract Management	17
MS Management	38
MS Program Management	26
Graduate School of Engineering and Applied Sciences	317
EAAC — ENGINEERING ACOUSTICS ACADEMIC COMMITTEE	8
M Engineering Acoustics	4
MS Engineering Acoustics	3
PhD Engineering Acoustics	1
ECE — ELECTRICAL AND COMPUTER ENGINEERING	72
EE Electrical Engineer	4
MEng Electrical Engineering	33
MS Electrical Engineering	30
MS Engineering Science (Electrical Engineering)	3
PhD Electrical Engineering	2
MA — APPLIED MATHEMATICS	6
MS Applied Mathematics	6
MAE — MECHANICAL AND AEROSPACE ENGINEERING	64
MS Astronautical Engineering	10
MS Engineering Science (Aerospace Engineering)	9
MS Engineering Science (Mechanical Engineering)	16
MS Mechanical Engineering	29
MR — METEOROLOGY	11
MS Meteorology	2
MS Meteorology and Physical Oceanography	7
PhD Meteorology	2
OC — OCEANOGRAPHY	10
MS Meteorology and Physical Oceanography	7
MS Physical Oceanography	2
PhD Physical Oceanography	1
PH — PHYSICS	20
MS Applied Physics	13
MS Combat Systems Technology	1
MS Physics	5
PhD Applied Physics	1
SE — SYSTEMS ENGINEERING	106
MS Engineering Systems	21
MS Systems Engineering	73
MS Systems Engineering Management	10
PhD Systems Engineering	2
SP — SPACE SYSTEMS ACADEMIC GROUP	14
MS Space Systems Operations	14
PROVOST OVERSIGHT (OTHER)	6
MS Systems Engineering Analysis	6
Graduate School of Operational and Information Sciences	310
CS — COMPUTER SCIENCE	54
MS Computer Science	44
MS Modeling, Virtual Environments and Simulation	10
DA — DEFENSE ANALYSIS	97
MS Defense Analysis (Financial Management)	2
MS Defense Analysis (Irregular Warfare)	67
MS Defense Analysis (National Security Affairs)	6
MS Defense Analysis (Terrorist Operations & Financing)	3
MS Information Strategy and Political Warfare	19
IS — INFORMATION SCIENCES	52
MS Applied Cyber Operations	6
MS Cyber Systems and Operations	7
MS Information Technology Management	15

GRADUATE DEGREES CONFERRED ACADEMIC YEAR 2019 *continued*

MS Information Warfare Systems Engineering	10
MS Network Operations and Technology	10
MS Systems Technology (Command, Control, and Communications)	2
PhD Information Sciences	2
OR — OPERATIONS RESEARCH	107
M Cost Estimating and Analysis	20
M Human Systems Integration	12
M Systems Analysis	22
MS Applied Science (Operations Research)	2
MS Human Systems Integration	1
MS Operations Research	50
School of International Graduate Studies	226
NSA — NATIONAL SECURITY AFFAIRS	226
MA Security Studies (Civil-Military Relations)	6
MA Security Studies (Combating Terrorism: Policy and Strategy)	11
MA Security Studies (Europe and Eurasia)	32
MA Security Studies (Far East, SE Asia, the Pacific)	29
MA Security Studies (Homeland Security and Defense)	80
MA Security Studies (Middle East, South Asia, Sub-Saharan Africa)	37
MA Security Studies (Strategic Studies)	9
MA Security Studies (Western Hemisphere)	22
NPS TOTAL	1161

Degrees Conferred by Academic School



SCHOOLS	2000	2001	2002	2003	2004	2005	2006	2007	2008	2009	2010	2011	2012	2013	2014	2015	2016	2017	2018	2019
GSDM	148	169	223	177	233	229	322	331	331	255	293	295	321	315	354	315	351	285	303	308
GSEAS	231	202	179	217	245	320	295	372	257	328	317	329	426	428	446	366	418	404	407	311
GSOIS	241	217	289	249	280	282	237	259	327	335	305	321	337	346	338	340	335	294	303	310
SIGS	103	98	93	115	165	190	234	249	230	243	265	250	277	269	261	232	249	206	243	226
Other	-	10	14	13	17	38	34	30	25	18	8	15	18	15	12	16	5	4	4	6
Total	723	696	798	771	940	1,059	1,122	1,241	1,170	1,179	1,188	1,210	1,379	1,373	1,411	1,269	1,358	1,193	1,260	1,161