

FINANCIALS



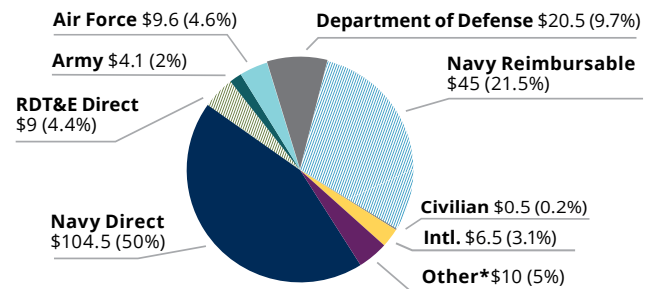
Above:
NPS staff run the business of NPS from financials to facilities, enabling mission success.



Financials

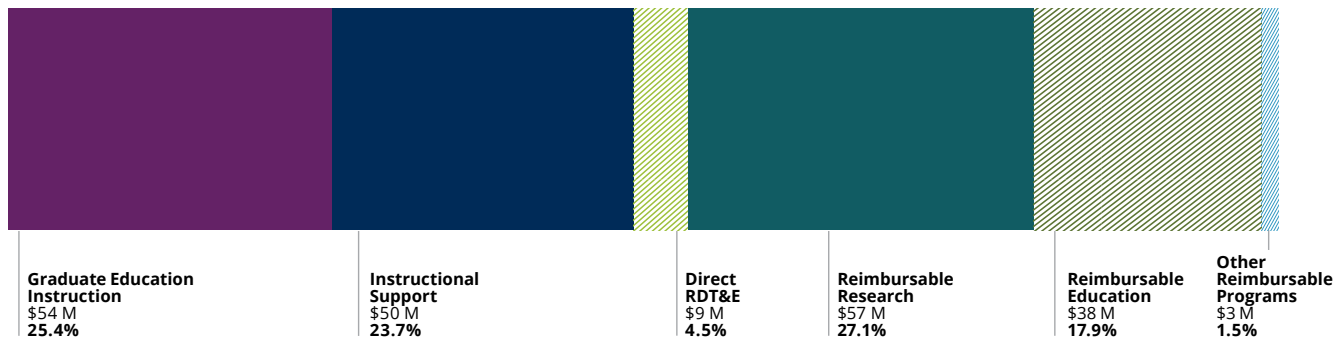
NPS FY2021 Funding By Source – Direct and Reimbursable

	PERCENTAGE	\$K
Navy Direct	49.6%	\$104,502
RDT&E Direct	4.4%	\$9,224
Direct Total		\$113,726
Army	2.0%	\$4,185
Air Force	4.6%	\$9,662
Department of Defense	9.7%	\$20,546
Navy Reimbursable	21.5%	\$45,389
Civilian	0.2%	\$463
International	3.1%	\$6,542
Other*	4.9%	\$10,366
Reimbursable Total		\$97,153
TOTAL REVENUE	100%	\$210,879



*Other = Dept. of Energy, Dept. of Justice, Dept. of State, Dept. of Veterans Affairs, Executive Office of the President, Homeland Security, NASA, National Science Foundation

NPS FY2021 Financials By Category – Direct and Reimbursable

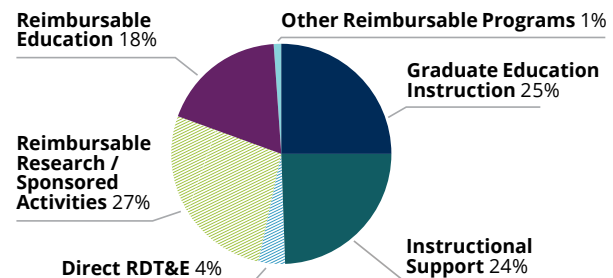


NPS Total Financial Resources

Total Operations – Budget by Source, FY2021

BUDGET ITEM	PERCENTAGE
Graduate Education Instruction	25%
Instructional Support	24%
Direct RDT&E	4%
Reimbursable Research / Sponsored Activities	27%
Reimbursable Education	18%
Other Reimbursable Programs	1%
TOTAL	100%

Source: Comptroller



IMMEDIATE IMPACT FUTURE ADVANTAGE ENDURING LEADERSHIP



OFFICE OF UNIVERSITY COMMUNICATIONS
NAVAL POSTGRADUATE SCHOOL

1 University Circle, Monterey, CA 93943
pao@nps.edu | www.nps.edu

