

STUDENTS & PROGRAMS



Above:
NPS students mentor local high schoolers in
"Breakfast for Your Brain."

Graduate Program Enrollment

2021


1,446 FULL TIME RESIDENT DEGREE

808 DISTANCE LEARNING (DL) DEGREE

513 GRADUATE CERTIFICATE AND NON-DEGREE



*Numbers may not sum to total due to rounding.



Graduate Student Enrollment

By Service

In 2021, 2,767* students attended the Naval Postgraduate School. NPS is a place where operationally experienced officers from the joint services, civilians from various defense and homeland security organizations, and international students from nearly 50 countries come together to learn from, and work with, a world-class faculty focused on global security issues vital to our national security strategy.

| Type of Enrollment By Service | Full-Time Resident Degree | Distance Learning (DL) Degree | Graduate Certificate & Non-Degree |
|-------------------------------|---------------------------|-------------------------------|-----------------------------------|
| USN/R | 629 | 274 | 157 |
| USMC/R | 239 | 45 | 48 |
| USA/R | 190 | 13 | 12 |
| USAF/R | 108 | 1 | 33 |
| Other Services | 13 | 0 | 1 |
| Civilian | 148 | 474 | 252 |
| International | 120 | 2 | 11 |



* Does not include EE/PD
 **Numbers may not sum to total due to rounding.

Graduate Student Enrollment

Total US Navy



629 FULL TIME RESIDENT DEGREE

274 DISTANCE LEARNING (DL) DEGREE

157 GRADUATE CERTIFICATE AND NON-DEGREE



Graduate Student Enrollment

By USN/R Community

In 2021, 1,060 USN/R students attended the Naval Postgraduate School. Student research addresses critical real world requirements relevant to combatant commander and warfighter needs through a unique integration of government agencies, commercial enterprises, other notable research universities and our allies.

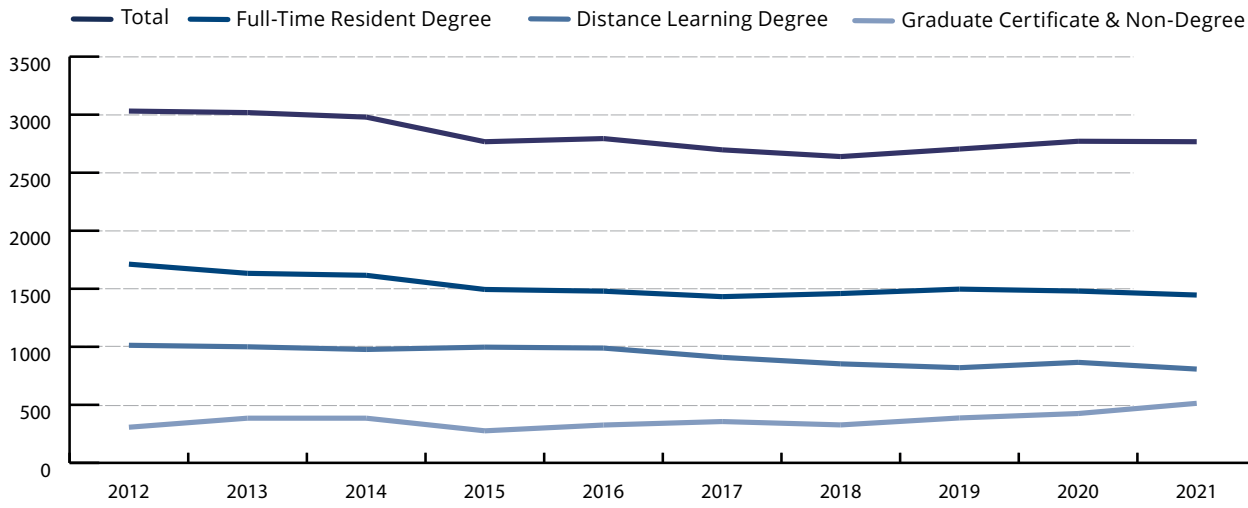
| Type of Enrollment By USN/R Community | Full-Time Resident Degree | Distance Learning (DL) Degree | Graduate Certificate & Non-Degree |
|---------------------------------------|---------------------------|-------------------------------|-----------------------------------|
| Aviation | 47 | 62 | 22 |
| Enlisted | 8 | 1 | 16 |
| Limited Duty | 2 | 6 | 3 |
| RL | 313 | 47 | 71 |
| Special Operations and Warfare | 19 | 6 | 7 |
| Staff Corps | 95 | 57 | 14 |
| Submarine Warfare | 51 | 45 | 12 |
| Surface Warfare | 94 | 49 | 12 |
| Warrant Officer | 0 | 1 | 2 |



*Numbers may not sum to total due to rounding.

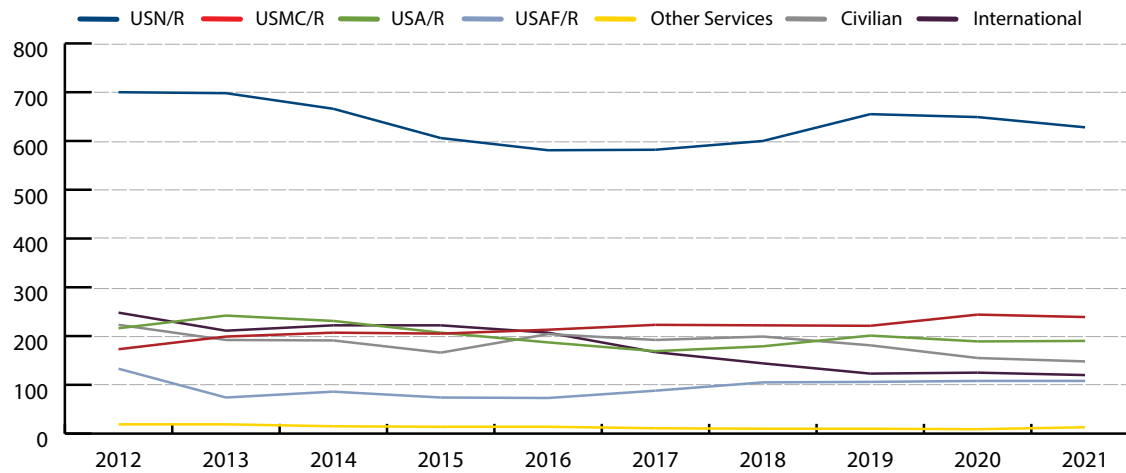
Graduate Student Enrollment Trends

By Type of Enrollment



| | 2012 | 2013 | 2014 | 2015 | 2016 | 2017 | 2018 | 2019 | 2020 | 2021 |
|-------------------------------|--------------|--------------|--------------|--------------|--------------|--------------|--------------|--------------|--------------|--------------|
| Full Time Resident Degree | 1,712 | 1,633 | 1,616 | 1,494 | 1,479 | 1,432 | 1,459 | 1,497 | 1,480 | 1,446 |
| Distance Learning (DL) Degree | 1,013 | 1,000 | 977 | 997 | 989 | 909 | 853 | 820 | 866 | 808 |
| Certificate and Non-Degree | 307 | 385 | 385 | 276 | 326 | 356 | 327 | 387 | 425 | 513 |
| Total | 3,031 | 3,018 | 2,979 | 2,767 | 2,794 | 2,697 | 2,639 | 2,704 | 2,771 | 2,767 |


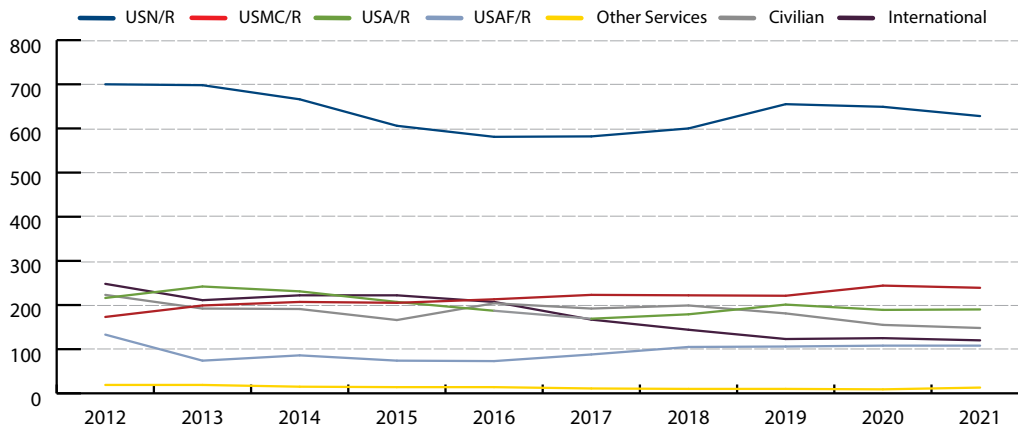
Resident Degree Students by Service



*Average on Board Student Population

| | 2012 | 2013 | 2014 | 2015 | 2016 | 2017 | 2018 | 2019 | 2020 | 2021 |
|-------------------------------|--------------|--------------|--------------|--------------|--------------|--------------|--------------|--------------|--------------|--------------|
| USN/R | 700 | 698 | 666 | 606 | 581 | 582 | 600 | 655 | 649 | 628 |
| USMC/R | 173 | 199 | 207 | 205 | 213 | 223 | 222 | 221 | 244 | 239 |
| USA/R | 216 | 242 | 231 | 207 | 187 | 169 | 179 | 201 | 189 | 190 |
| USAF/R | 133 | 74 | 86 | 74 | 73 | 88 | 105 | 106 | 108 | 108 |
| Other Services | 19 | 19 | 15 | 14 | 14 | 11 | 10 | 10 | 9 | 13 |
| Civilian | 223 | 192 | 191 | 166 | 204 | 192 | 199 | 181 | 155 | 148 |
| International | 248 | 211 | 222 | 222 | 207 | 167 | 144 | 123 | 125 | 120 |
| Resident Degree Totals | 1,712 | 1,633 | 1,616 | 1,494 | 1,479 | 1,432 | 1,459 | 1,497 | 1,480 | 1,446 |

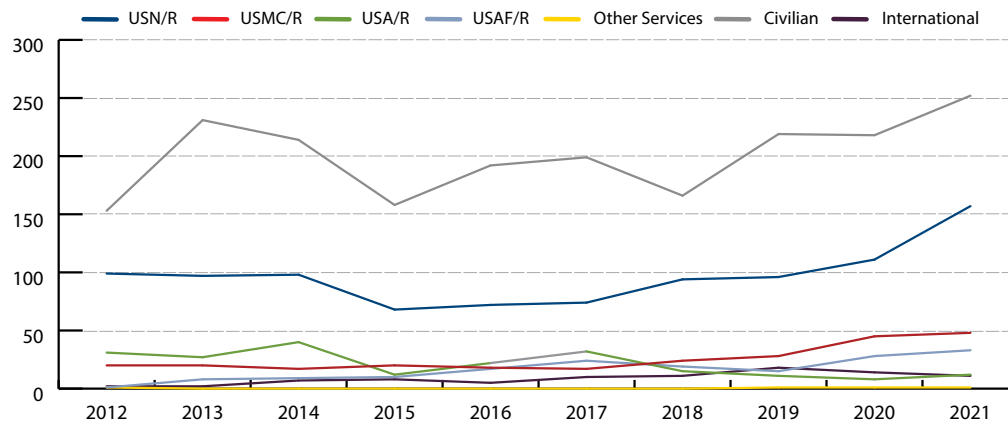
Distance Learning Degree Students by Service



| | 2012 | 2013 | 2014 | 2015 | 2016 | 2017 | 2018 | 2019 | 2020 | 2021 |
|-------------------------|--------------|--------------|------------|------------|------------|------------|------------|------------|------------|------------|
| USN/R | 366 | 343 | 335 | 335 | 306 | 277 | 291 | 277 | 256 | 274 |
| USMC/R | 16 | 17 | 26 | 39 | 39 | 31 | 37 | 43 | 53 | 45 |
| USA/R | 5 | 7 | 8 | 12 | 11 | 8 | 8 | 13 | 14 | 13 |
| USAF/R | 22 | 14 | 6 | 1 | 1 | 1 | 0 | 2 | 2 | 1 |
| Other Services | 0 | 0 | 0 | 0 | 0 | 0 | 0 | 0 | 0 | 0 |
| Civilian | 605 | 620 | 601 | 608 | 630 | 592 | 517 | 484 | 540 | 474 |
| International | 0 | 0 | 1 | 2 | 2 | 0 | 1 | 2 | 1 | 2 |
| DL Degree Totals | 1,013 | 1,000 | 977 | 997 | 989 | 909 | 853 | 820 | 866 | 808 |

*Average on Board Student Population

Graduate Certificate and Non-Degree Students by Service



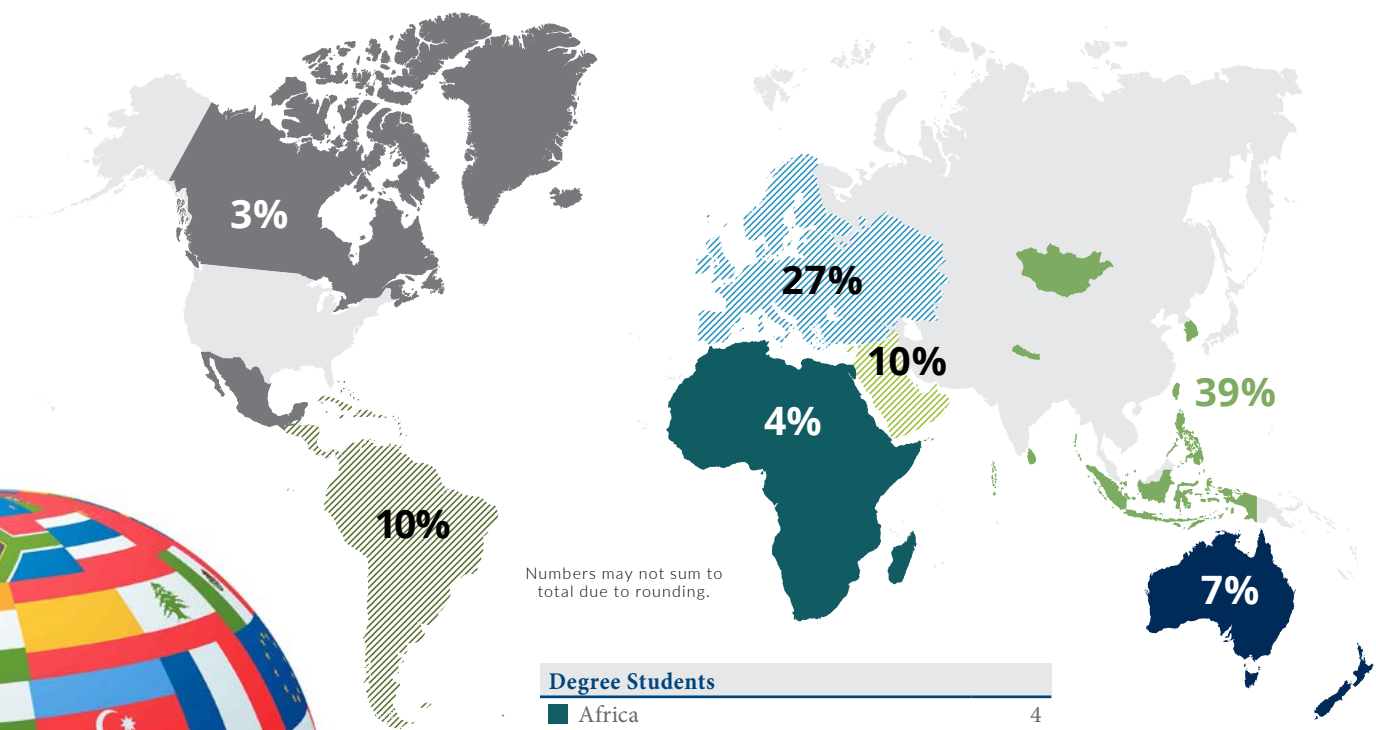
| | 2012 | 2013 | 2014 | 2015 | 2016 | 2017 | 2018 | 2019 | 2020 | 2021 |
|---|------------|------------|------------|------------|------------|------------|------------|------------|------------|------------|
| USN/R | 99 | 97 | 98 | 68 | 72 | 74 | 94 | 96 | 111 | 157 |
| USMC/R | 20 | 20 | 17 | 20 | 18 | 17 | 24 | 28 | 45 | 48 |
| USA/R | 31 | 27 | 40 | 12 | 22 | 32 | 15 | 11 | 8 | 12 |
| USAF/R | 1 | 8 | 9 | 10 | 17 | 24 | 19 | 15 | 28 | 33 |
| Other Services | 1 | 0 | 0 | 0 | 0 | 0 | 0 | 1 | 1 | 1 |
| Civilian | 153 | 231 | 214 | 158 | 192 | 199 | 166 | 219 | 218 | 252 |
| International | 2 | 2 | 7 | 8 | 5 | 10 | 11 | 18 | 14 | 11 |
| Certificates and Non-Degree Totals | 307 | 385 | 385 | 276 | 326 | 356 | 327 | 387 | 425 | 513 |

International Resident Degree Students

By Region



| Africa | | Caribbean, Central and South America | | Europe | | Far/Near East | |
|---------------------------|----------|--------------------------------------|-----------|--------------|-----------|---------------|-----------|
| Ghana | 1 | Brazil | 7 | Armenia | 1 | Indonesia | 6 |
| Malawi | 1 | Chile | 1 | Bulgaria | 1 | Japan | 1 |
| Sierra Leone | 1 | Costa Rica | 1 | Denmark | 1 | Korea | 8 |
| Uganda | 1 | Guyana | 1 | Estonia | 1 | Maldives | 1 |
| Total | 4 | Peru | 1 | Finland | 1 | Mongolia | 3 |
| | | Total | 11 | Georgia | 3 | Nepal | 1 |
| | | | | Germany | 4 | Philippines | 7 |
| Australia and New Zealand | | Central/East Asia & Middle East | | Greece | 10 | Singapore | 18 |
| Australia | 8 | Israel | 1 | Hungary | 2 | Taiwan | 3 |
| Total | 8 | Pakistan | 6 | Lithuania | 1 | Total | 48 |
| | | Saudi Arabia | 4 | Netherlands | 2 | North America | |
| | | Total | 11 | Norway | 2 | Canada | 2 |
| | | | | Portugal | 1 | Mexico | 2 |
| | | | | Sweden | 4 | Total | 4 |
| | | | | Total | 32 | | |



Numbers may not sum to total due to rounding.

| Degree Students | |
|------------------------------------|------------|
| Africa | 4 |
| Australia & New Zealand | 8 |
| Caribbean, Central & South America | 11 |
| Central/East Asian & Middle East | 11 |
| Europe | 32 |
| Far/Near East | 48 |
| North America | 4 |
| Total | 118 |

Military officers from more than 110 allied nations have studied at the university, often bringing their families with them. The cultural exchange builds lifelong relationships between NPS' U.S. students and their international colleagues.

Degrees Conferred

By Degree Type

1,205 MASTER'S DEGREES

16 DOCTOR OF PHILOSOPHY DEGREES (PH.D)



Degrees Conferred

by Academic Unit



| | |
|--|------------|
| CAG – CYBER ACADEMIC GROUP | 18 |
| MS Computer Science | 10 |
| MS Cyber Systems and Operations | 6 |
| MS Engineering Science (Electrical Engineering) | 2 |
| CS – COMPUTER SCIENCE | 39 |
| MS Computer Science | 31 |
| MS Modeling, Virtual Environments and Simulation | 7 |
| PhD Computer Science | 1 |
| DA – DEFENSE ANALYSIS | 80 |
| MS Defense Analysis | 1 |
| MS Defense Analysis (Astronautics) | 2 |
| MS Defense Analysis (Information Operations) | 2 |
| MS Defense Analysis (Irregular Warfare) | 63 |
| MS Defense Analysis (Operations Analysis) | 2 |
| MS Information Strategy and Political Warfare | 10 |
| ECE – ELECTRICAL AND COMPUTER ENGINEERING | 67 |
| EE Electrical Engineer | 1 |
| MEng Electrical Engineering | 28 |
| MS Electrical Engineering | 34 |
| MS Engineering Science (Electrical Engineering) | 1 |
| PhD Electrical Engineering | 3 |
| DDM – DEPARTMENT OF DEFENSE MANAGEMENT | 302 |
| EMBA Executive Master of Business Administration | 87 |
| MBA Master of Business Administration | 114 |
| MS Contract Management | 44 |
| MS Management | 35 |
| MS Program Management | 18 |
| PMBA Professional Master of Business Administration | 4 |
| IS – INFORMATION SCIENCES | 54 |
| MS Applied Cyber Operations | 4 |
| MS Information Technology Management | 13 |
| MS Information Warfare Systems Engineering | 11 |
| MS Network Operations and Technology | 18 |
| MS Systems Technology (Command, Control, and Communications) | 3 |
| PhD Information Sciences | 5 |
| MA – APPLIED MATHEMATICS | 10 |
| MS Applied Mathematics | 9 |
| PhD Applied Mathematics | 1 |
| MAE – MECHANICAL AND AEROSPACE ENGINEERING | 58 |
| MS Engineering Science (Aerospace Engineering) | 14 |
| MS Engineering Science (Electrical Engineering) | 1 |
| MS Engineering Science (Mechanical Engineering) | 13 |
| MS Mechanical Engineering | 30 |

| | |
|---|------------|
| MR – METEOROLOGY | 16 |
| MS Meteorology | 3 |
| MS Meteorology and Physical Oceanography | 12 |
| PhD Meteorology | 1 |
| NSA – NATIONAL SECURITY AFFAIRS | 209 |
| MA Security Studies (Civil-Military Relations) | 3 |
| MA Security Studies (Combating Terrorism: Policy and Strategy) | 9 |
| MA Security Studies (East Asia and the Indo-Pacific) | 29 |
| MA Security Studies (Europe and Eurasia) | 23 |
| MA Security Studies (Homeland Security and Defense) | 74 |
| MA Security Studies (Middle East, South Asia, Sub-Saharan Africa) | 41 |
| MA Security Studies (Strategic Studies) | 5 |
| MA Security Studies (Western Hemisphere) | 23 |
| MS Strategy (Space Operations) | 1 |
| PhD Security Studies | 1 |
| OC – OCEANOGRAPHY | 5 |
| MS Physical Oceanography | 3 |
| PhD Physical Oceanography | 2 |
| OR – OPERATIONS RESEARCH | 105 |
| M Cost Estimating and Analysis | 17 |
| M Human Systems Integration | 8 |
| M Operational Analysis (Warfare) | 1 |
| M Systems Analysis | 22 |
| MS Applied Science (Operations Research) | 3 |
| MS Human Systems Integration | 1 |
| MS Operations Research | 53 |
| PH – PHYSICS | 31 |
| M Engineering Acoustics | 11 |
| MS Applied Physics | 16 |
| MS Combat Systems Technology | 1 |
| PhD Applied Physics | 1 |
| MS Engineering Acoustics | 1 |
| MS Physics | 1 |
| PhD Applied Physics | 1 |
| SE – SYSTEMS ENGINEERING | 186 |
| MS Engineering Systems | 13 |
| MS Systems Engineering | 98 |
| MS Systems Engineering Management | 74 |
| PhD Systems Engineering | 1 |
| SE/OR – SYSTEMS ENGINEERING/OPERATIONS RESEARCH | 2 |
| MS Systems Engineering | 1 |
| MS Systems Engineering Analysis | 1 |

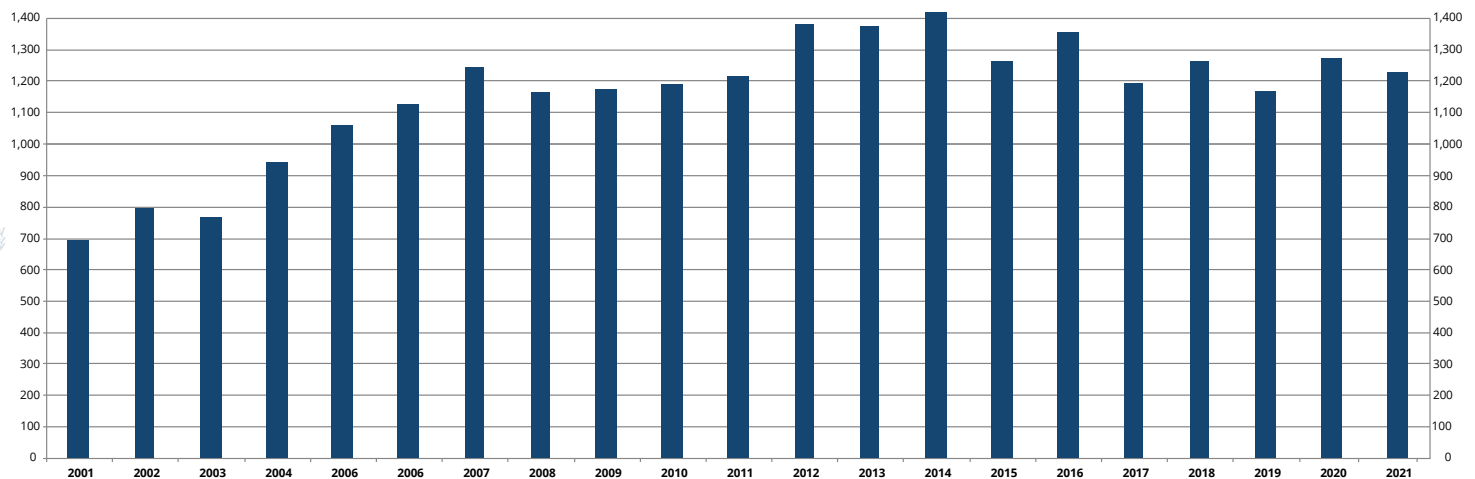


Degrees Conferred

by Academic Unit *continued*

| | |
|--|--------------|
| SP – SPACE SYSTEMS ACADEMIC GROUP | 29 |
| MS Astronautical Engineering | 10 |
| MS Space Systems Operations | 19 |
| USWAG – UNDERSEA WARFARE ACADEMIC GROUP | 10 |
| MS Applied Mathematics | 1 |
| MS Astronautical Engineering | 1 |
| MS Engineering Acoustics | 4 |
| MS Operations Research | 1 |
| MS Physical Oceanography | 3 |
| NPS TOTAL | 1,221 |

Degrees Conferred



| YEAR | 2001 | 2002 | 2003 | 2004 | 2005 | 2006 | 2007 | 2008 | 2009 | 2010 | 2011 | 2012 | 2013 | 2014 | 2015 | 2016 | 2017 | 2018 | 2019 | 2020 | 2021 |
|---------|------|------|------|------|-------|-------|-------|-------|-------|-------|-------|-------|-------|-------|-------|-------|-------|-------|-------|-------|-------|
| Degrees | 696 | 798 | 771 | 940 | 1,059 | 1,122 | 1,241 | 1,170 | 1,179 | 1,188 | 1,210 | 1,379 | 1,373 | 1,411 | 1,269 | 1,358 | 1,193 | 1,260 | 1,161 | 1,275 | 1,221 |



IMMEDIATE IMPACT FUTURE ADVANTAGE ENDURING LEADERSHIP



OFFICE OF UNIVERSITY COMMUNICATIONS
NAVAL POSTGRADUATE SCHOOL

1 University Circle, Monterey, CA 93943
pao@nps.edu | www.nps.edu

