

# NPS Guest Wireless

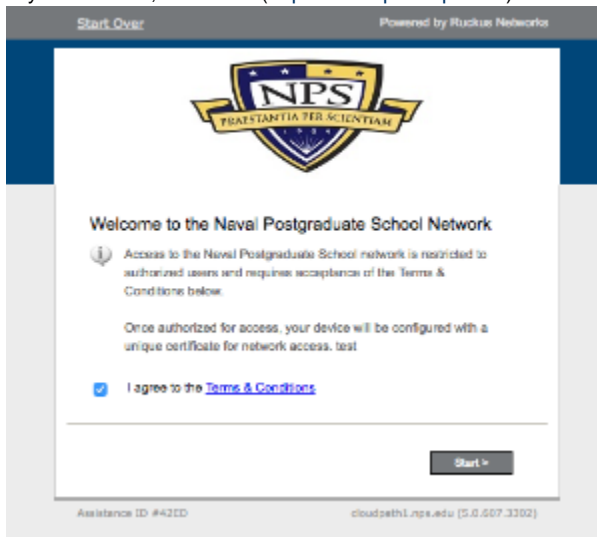


Guest wireless accounts are valid for 2 weeks. If a guest requires a guest wireless account for longer than 2 weeks, they will need to apply for a new guest wireless account following this procedure.

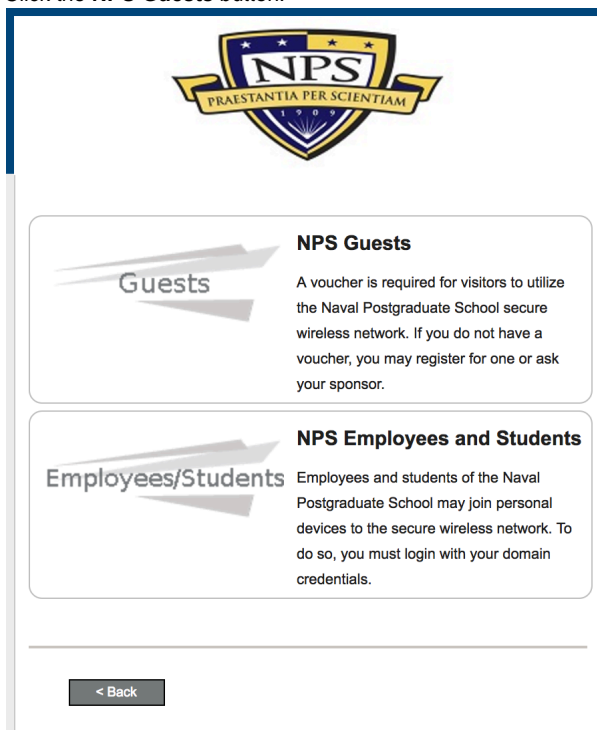
## Steps for joining NPS guest wireless


In your wireless settings, connect to the **NPS Guest** network.

In your browser, browse to (<https://cloudpath.nps.edu>).



Click the **NPS Guests** button.





To access the network, you must pass a verification process. After entering your email address or phone number and clicking Send, a verification code will be sent to you. You must enter the verification code on the next screen.

Send To Email:

Send TXT Message:
   
 Country: 
  
 Phone Number: 
  
\* Service provider charges may apply.

I already have a verification code:

---

Enter the verification code received via email or text message into the **Voucher Code** field and click **Continue**.

Start Over Powered by Ruckus Networks



A verification code was sent to . Retrieve the verification code and enter it below.


Voucher Code

[Send Again](#)

---

Assistance ID: #43ED cloudpath1.nps.edu (5.0.607.3352)

Upon receipt of your verification code the user should be redirected to the **Connected** page. The user has access to **NPS Guest** wireless.



**Connected**

You now have access to NPS guest wireless for 2 weeks unless otherwise indicated by a sponsor. You may close this window.

---