


Understanding sources of subjectivity in AI

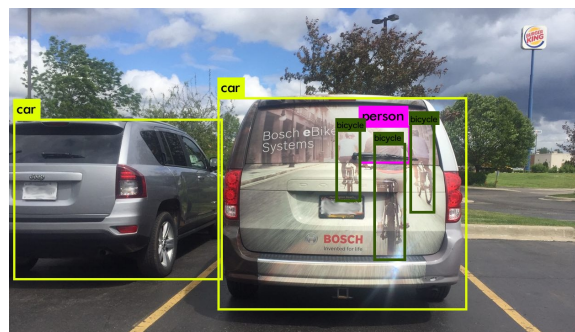
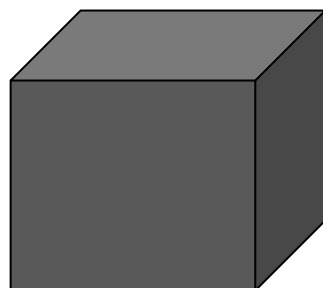


- Which algorithmic approach should I choose?
- How do I set parameters?
- What labels should I choose & where are my thresholds?



- How do I interpret the results?
- How do I adjust various parameters for the “best” sensitivity?

1011
1101
1001
1010
...



- How do I certify this system as safe?

