

Institution: Naval Postgraduate School (119678)
User ID: P1196783

Overview

Institutional Characteristics Overview

Welcome to the Institutional Characteristics (IC) survey. This survey collects important information about your institution's mission, admissions, students services, and student charges.

Much of the data reported on the IC survey appear on the NCES College Navigator, a college search service for students. It is important to report data correctly, as College Navigator is only updated one time after IC data have been reviewed, so errors may stay on the website for a full year.

Additionally, the pricing data are used to calculate the net price of attendance in the Student Financial Aid survey. This has important implications for what students see about your institution, and also for the net price watchlists.

Remember, it is the responsibility of the keyholder to provide NCES with accurate data about the institution. Please never hesitate to call the IPEDS Help Desk and ask for help to make sure that you are reporting correctly!

Changes to Institutional Characteristics:

- Doctor's-Professional Practice tuition will be collected for 9 selected programs.
- This survey component has been reordered, due to moving some of the items to the IC Header.

Reviews of the IC survey indicate a number of places where many people make errors. Please review the common errors listed below to ensure your institution does not make any reporting errors which may affect your institution's appearance to students and others.

- **Do not try to outsmart fatal errors.** In some cases, this provides false information to students or may cause an institution to appear on a watch list. Fatal errors are there for a reason - contact the Help Desk at 877.225.2568 and they will happily help you to figure out what you are doing incorrectly, or provide an override if necessary.
- **Admissions data are for first-time students only.**
- **Many institutions are open admission but indicate that they are not.** If your institution only requires a GED or other high school equivalent and/or an ability to benefit test, your institution is open admission.
- **If your institution makes numerous exceptions to an on-campus housing requirement, you should not indicate that you require students to live on campus.** This leads to inconsistent and problematic reporting on the Student Financial Aid survey.
- **Program reporters need to report tuition, fees, and living expenses for the entire length of the program for which they are reporting.** This has major implications for the calculation of net price.

To download survey materials package for this component: [Survey Materials](#)

To see last year's data submission for this component: [Reported Data](#)

Part A - Mission Statement and System Office

1. Provide the institution's mission statement or a web address (URL) where the mission statement can be found. Typed statements are limited to 2,000 characters or less. The mission statement will be available to the public on College Navigator.

Mission Statement URL:

Please begin URL with "http://" or "https://"

Mission Statement

NPS provides high quality, relevant and unique advanced education and research programs to increase the combat effectiveness of the Naval Service, other Armed Forces of the US, and our Partners, and to enhance our National Security.

2. System, Governing Board or Corporate Structure (please see instructions for reporting System or Corporate data).

Note: Do NOT indicate a religious affiliation here. That information is collected separately and differs from system name.

If you need assistance or need to make changes, contact the Help Desk at 1-877-225-2568. You will not be able to lock your submission if this question is blank.

This institution is NOT a part of a system or corporate entity.

This institution is a part of a system or corporate entity.

Specify name of the system or corporate entity.

Part B - Estimated Fall Enrollment

Estimated 2010 Fall Enrollment

Provide an early estimate of the institution's fall enrollment for all levels offered. Levels should match those indicated 'Yes' in the IC Header survey. If you made an error in the Header survey, please contact the Help Desk.

These data will NOT appear in College Navigator, but will be made available via the IPEDS Data Center.

Estimates should be based on the definitions used in the IPEDS Fall Enrollment component submitted during the spring collection (for academic institutions report an estimate of the students that are/will be enrolled as of October 15, 2010; for program reporter institutions report an estimate of students enrolled in your institution at any time between August 1 and October 31, 2010). Prior year (PY) Fall Enrollment counts are provided for reference.

	Full-time	FT PY Enrollment	Part-time	PT PY Enrollment	Total
Undergraduate (academic or occupational programs)	<input type="text"/>		<input type="text"/>		0
Of undergraduates, those who are first-time, degree/certificate-seeking students	<input type="text"/>		<input type="text"/>		0
Graduate	1,725	1,579	1,102	905	2,827

Part C - Student Services - Special Learning Opportunities

1. Does your institution accept any of the following? [Check all that apply]

<input type="checkbox"/>	<u>Dual credit</u> (college credit earned while in high school)
<input type="checkbox"/>	<u>Credit for life experiences</u>
<input type="checkbox"/>	<u>Advanced placement (AP) credits</u>
<input checked="" type="checkbox"/>	None of the above

2. What types of special learning opportunities are offered by your institution? [Check all that apply]

<input checked="" type="checkbox"/>	<u>Distance learning opportunities (e-learning)</u>
<input type="checkbox"/>	ROTC
<input type="checkbox"/>	Army
<input type="checkbox"/>	Navy
<input type="checkbox"/>	Air Force
<input type="checkbox"/>	<u>Study abroad</u>
<input type="checkbox"/>	<u>Weekend/evening college</u>
<input type="checkbox"/>	<u>Teacher certification</u> (below the postsecondary level)
<input type="checkbox"/>	Students can complete their preparation in certain areas of specialization
<input type="checkbox"/>	Students must complete their preparation at another institution for certain areas of specialization
<input type="checkbox"/>	This institution is approved by the state for the initial certification or licensure of teachers
<input type="checkbox"/>	None of the above

3. If your institution grants a bachelor's degree or higher but does not offer a full 4-year program of study at the undergraduate level, how many years of completed college-level work are required for entrance?

Number of years	Four
-----------------	------

Part C - Student Services - Services, Library, Tuition

4. Which of the following selected student services are offered by your institution? [Check all that apply]

- Remedial services
- Academic/career counseling services
- Employment services for current students
- Placement services for program completers
- On-campus day care for children of students
- None of the above

5. Does your institution have its own library or are you financially supporting a shared library with another postsecondary education institution?

- Have our own library
- Do not have our own library but contribute financial support to a shared library
- Neither of the above

6. Indicate whether or not any of the following alternative tuition plans are offered by your institution.

- No
- Yes
 - Tuition guarantee
 - Prepaid tuition plan
 - Tuition payment plan
 - Other (specify in box below)

You may use the space below to provide context for the data you've reported above. These context notes will be posted on the College Navigator website, and should be written to be understood by students and parents.

Part D - Student Charges Questions**2. Does your institution charge different tuition for in-district, in-state, or out-of-state students?**

If you answer **Yes** to this question, you will be expected to report tuition amounts for in-district, in-state, and out-of-state students.

Please only select **Yes** if you really charge different tuition rates, or you will be reporting the same numbers 3 times.

- No
- Yes

3. Does your institution offer institutionally-controlled housing (either on or off campus)?

If you answer **Yes** to this question, you will be expected to specify a housing capacity, and to report a room charge or a combined room and board charge (D10).

- No
- Yes

Specify housing capacity for academic year 2010-11

4. Do you offer board or meal plans to your students?

If you answer **Yes** to this question, you will be expected to report a board charge or combined room and board charge (D10).

- No
- Yes - Enter the number of meals per week in the maximum meal plan available

- Yes - Number of meals per week can vary (e.g., students' charge meals against a meal card)

Part D - Graduate Student Charges

If the institution charges an application fee, indicate the amount.

	Amount	Prior year
<u>Graduate application fee</u>	<input type="text" value="0"/>	0

*Please do not include tuition for Doctor's Degree – Professional Practice programs.
Data for those programs are collected separately.*

7. Charges to full-time graduate students for the full academic year 2010-11

	Amount	Prior year
Average <u>tuition</u>	<input type="text" value="0"/>	0
<u>Required fees</u>	<input type="text" value="0"/>	0

8. Per credit hour charge for part-time graduate students





	Amount	Prior year
Per <u>credit hour</u> charge	<input type="text" value="0"/>	0

Part E - Athletic Association

1. Is this institution a member of a national athletic association?

- No
- Yes - Check all that apply
 - National Collegiate Athletic Association (NCAA)
 - National Association of Intercollegiate Athletics (NAIA)
 - National Junior College Athletic Association (NJCAA)
 - United States Collegiate Athletic Association (USCAA)
 - National Christian College Athletic Association (NCCAA)
 - Other

2. If this institution is a member of the NCAA or NAIA, specify the conference FOR EACH SPORT using the pull down menu.

Sport	NCAA or NAIA member		Conference
Football	<input checked="" type="radio"/> No	<input type="radio"/> Yes-Specify	Select One 
Basketball	<input checked="" type="radio"/> No	<input type="radio"/> Yes-Specify	Select One 
Baseball	<input checked="" type="radio"/> No	<input type="radio"/> Yes-Specify	Select One 
Cross country and/or track	<input checked="" type="radio"/> No	<input type="radio"/> Yes-Specify	Select One 

Summary**Institutional Characteristics Component Summary
Academic Year Reporters**

IPEDS collects important information regarding your institution. All data reported in IPEDS survey components become available in the IPEDS Data Center and appear as aggregated data in various Department of Education reports. Additionally, some of the reported data appears specifically for your institution through the College Navigator website and is included in your institution's Data Feedback Report (DFR). The purpose of this summary is to provide you an opportunity to view some of the data that, when accepted through the IPEDS quality control process, will appear on the College Navigator website and/or your DFR. College Navigator is updated approximately three months after the data collection period closes and Data Feedback Reports will be available through the ExPT and sent to your institution's CEO in November 2011.

Please review your data for accuracy. If you have questions about the data displayed below after reviewing the data reported on the survey screens, please contact the IPEDS Help Desk at: 1-877-225-2568 or ipedshelp@rti.org.

GENERAL INFORMATION

Mission Statement	NPS provides high quality, relevant and unique advanced education and research programs to increase the combat effectiveness of the Naval Service, other Armed Forces of the US, and our Partners, and to enhance our National Security.
Special Learning Opportunities	Distance learning opportunities (e-learning)
Student Services	Remedial services Academic/career counseling services
Credit Accepted	N/A

PRICING INFORMATION

Average graduate student tuition and fees for academic year 2010-11	Tuition	Fees
	\$0	\$0
Alternative tuition plans	N/A	

Explanation Report

There are no explanations for selected survey and institution